

URBAN EDGE FIRES

PREVENTION AND CONTAINMENT
IS EVERYBODY'S BUSINESS



Warning, preparedness and safety








CITY OF CAPE TOWN
ISIXEKO SASEKAPA
STAD KAAPSTAD

Making progress possible. Together.

Early warning systems: The fire danger rating system

- A system has been prepared for determining the risk of fire and the weather conditions that increase that risk.
- The fire danger rating identifies conditions when the risk of veld fires is:
 - extreme;
 - high;
 - moderate; or
 - negligible.
- When the fire danger rating in a region is extreme or high, the Minister must publish a notice in the media.
- If the Minister publishes a notice warning of an extreme or high fire danger in a region, no person may light, use or maintain a fire in the open air in that region.

	Extremely dangerous No fires!
	Very dangerous No fires!
	Dangerous
	Medium fire hazard Take extreme care with controlled burning only permitted with valid permit.
	Low fire hazard controlled burning only permitted with valid permit.

Warnings of possible veld fires are normally communicated by your local weather office or Disaster Risk Management Centre.

If you think a veld fire might occur in your area, be sure to listen to the radio and/or watch TV regularly.

A warning is only as good as your reaction to it!

PROTECTING YOUR HOME FROM THE RAVAGES OF UNCONTROLLED FIRES

Maintain a firebreak, at least 10 metres wide, between your property and your neighbours or abutting mountainside/vegetation

Check that the firebreak does not cause soil erosion and is free from flammable materials

Maintain vegetation height as low as possible, or completely remove vegetation in the firebreak area.



Defensible space is a buffer between a structure and surrounding vegetation. It slows/stops the spread of fire and helps protect your home from catching fire—either from embers, flames or radiant heat.

1. Control invasive alien plants/trees
2. Maintain an effective firebreak around your property
3. Remove dry leaves/weeds/pine needles from yard/ roof/ gutters
4. Trim trees regularly. Keep branches at least 3m from other trees
5. Remove dead branches hanging over your roof
6. Remove/prune flammable plants and shrubs near windows
7. Keep deck areas free of vegetation or flammable materials
8. Keep flammable items/patio furniture away from trees/shrubs
9. Store wood, gas or petrol in a safe space away from living areas
10. Keep access to fire hydrants open at all times

Should you need to evacuate, prioritise:

- Prescription medication and glasses
- Documentation like IDs, insurance information, etc.
- Cash
- Cellphones and chargers
- Blankets and/or sleeping bag for each person
- Change of clothing and sturdy shoes
- Personal hygiene items and female supplies
- Infant formula
- Sheltering arrangements for your pets - consider family or friends outside of your immediate area



Ensure that your family has a plan in case of an emergency/disaster. Decide how you will contact one another, where you will go and what you will do. It is important to keep a copy of this plan in your disaster supply kit or other safe place. Being prepared makes sense.



be prepared



keep safe during



be careful



**FOR EMERGENCIES
CALL 021 480 7700 FROM ANY PHONE
OR 107 FROM A LANDLINE**